

## FACEBOOK BASICS

Step 1: Sign up for Facebook at [www.facebook.com](http://www.facebook.com)

Fill out the form and follow the online instructions to complete sign up.

### Sign Up

It's free and always will be.

First Name:

Last Name:

Your Email:

Re-enter Email:

New Password:

I am:  Select Sex:

Birthday: Month:  Day:  Year:

Why do I need to provide my birthday?

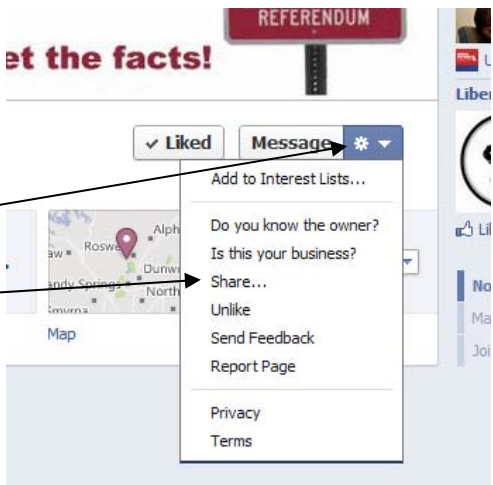
By clicking Sign Up, you agree to our Terms and that you have read and understand our Data Use Policy, including our Cookie Use.

[Create a Page for a celebrity, band or business.](#)

Step 2: Like the TrafficTruth Facebook page

After you are signed into Facebook click this link <http://www.facebook.com/TrafficTruth> and click the like button.

The screenshot shows the Facebook profile page for TrafficTruth. The page features a cover photo with the text "LESS TAXES. MORE SOLUTIONS. LOCAL CONTROL" and "TrafficTruth.net". Below the cover photo is a post with a "VOTE NO JULY 31" sign and the text "The truth is coming out...Get the facts!". The post has 465 likes and 248 comments. A black arrow points from the text "click the like button." to the "Like" button on the post. The page also includes a navigation bar with "Now", "May", and "Joined Facebook" options, and a footer with "About", "Photos", "Likes", "Map", and "Events" tabs.



Step 3: Share the TrafficTruth Facebook page with your friends.

Click on the icon that looks like a gear.

Select Share...

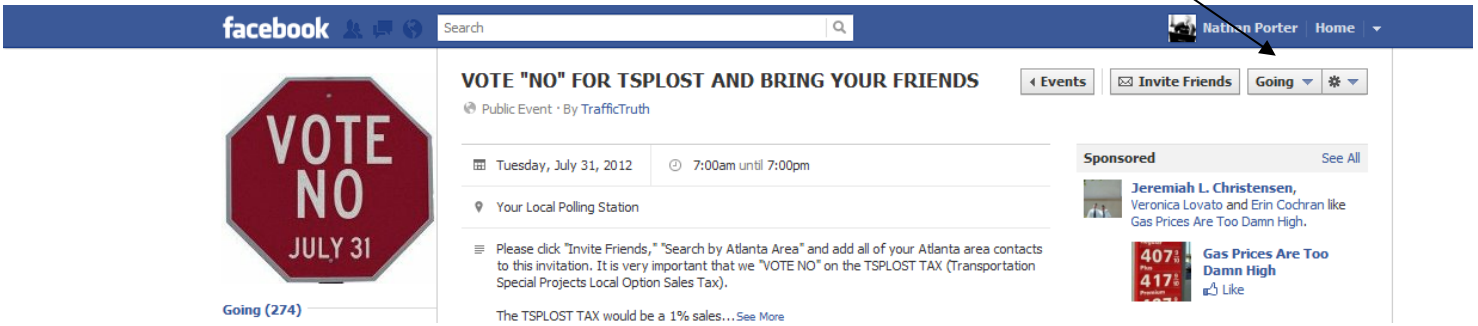


Then write a message and share the page with your facebook friends

Step 4: Go to our VOTE NO Event page

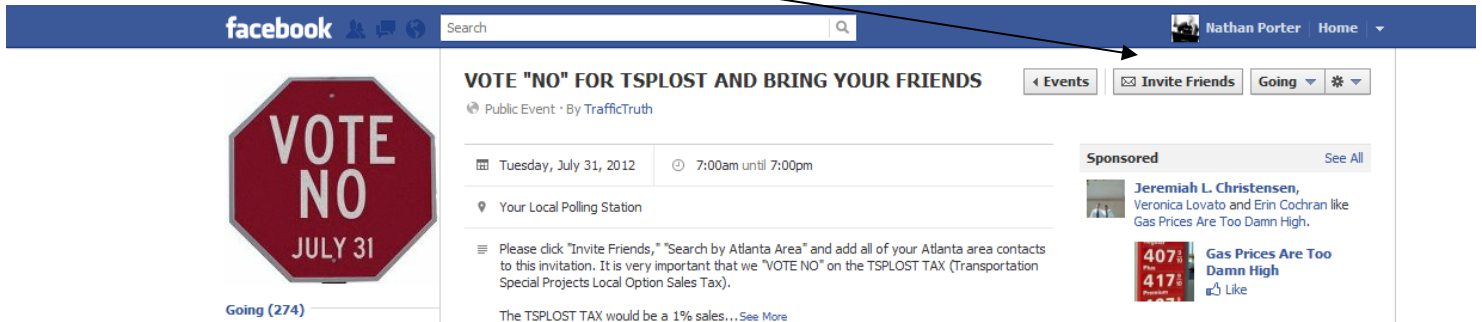
<https://www.facebook.com/events/429182023782025/> select going

(only if you actually plan to show up and vote NO)



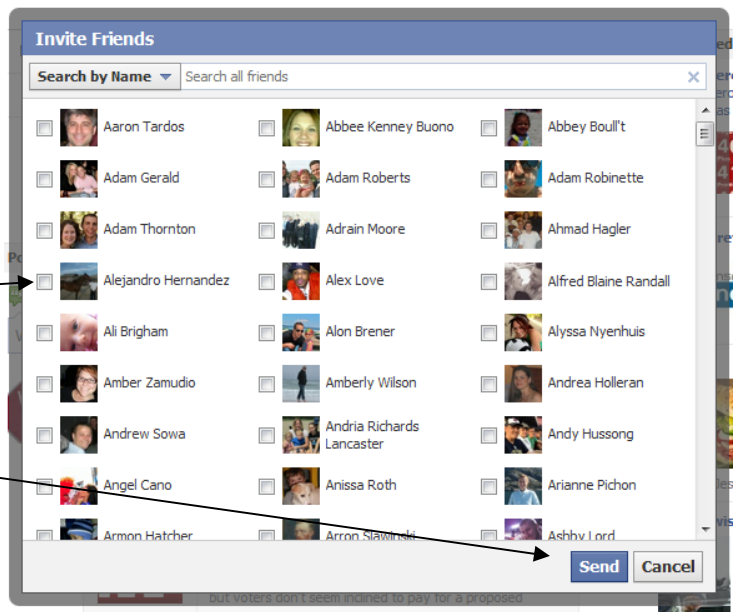
Step 5: Invite your friends to come VOTE NO with you.

Select the Invite Friends link



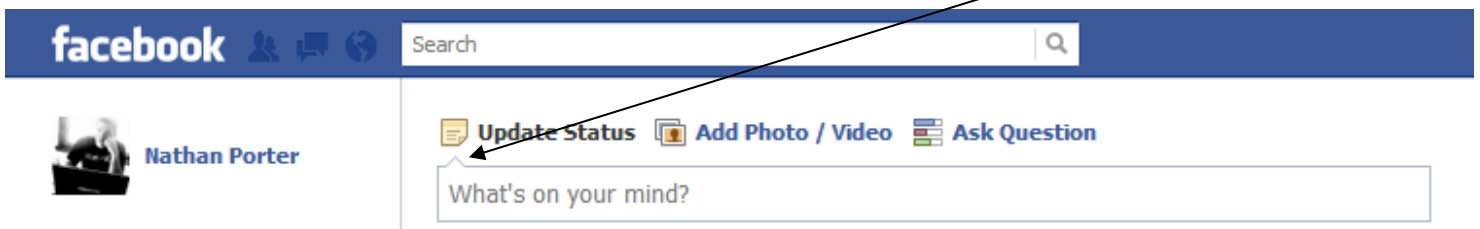
When you see this pop up select all your friends that live in Georgia by clicking the box next to their picture.

Once you have selected all your friends that live in Georgia select send



Step 6: Post to Facebook

To post your thoughts, comments or links to online articles simply type in the update status box



If you are posting a link to an article just copy and paste the web address directly into the box.

Then hit enter.

