



## **2010 Transportation Investment Act (TIA)**

Maximum dollars for  
minimum congestion relief

"In theory, theory and practice are the  
same. In practice, they are not."  
-- Yogi Berra

# The \$8 Million Sales Pitch



Untie Atlanta Web Site

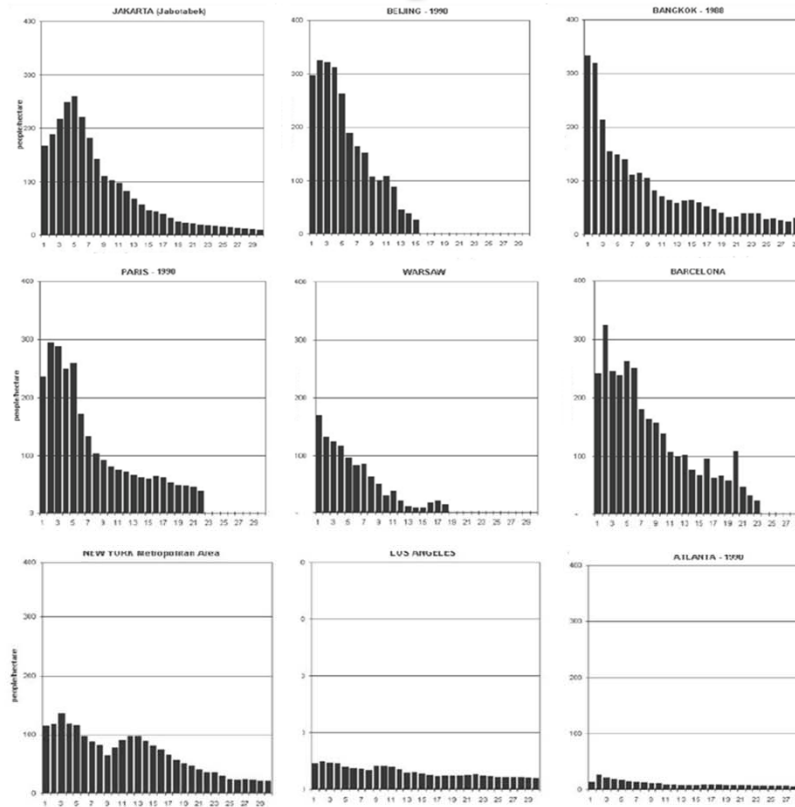
- Convince you that passing the tax will eliminate congestion
- Studiously avoid mention of the 52% expenditure on transit

"Facts are stubborn things; and whatever may be our wishes, our inclination, or the dictates of our passions, they cannot alter the state of facts and evidence." --John Adams

# Where Transit Is Effective



## City Densities



### ASIA

Jakarta  
Beijing  
Bangkok

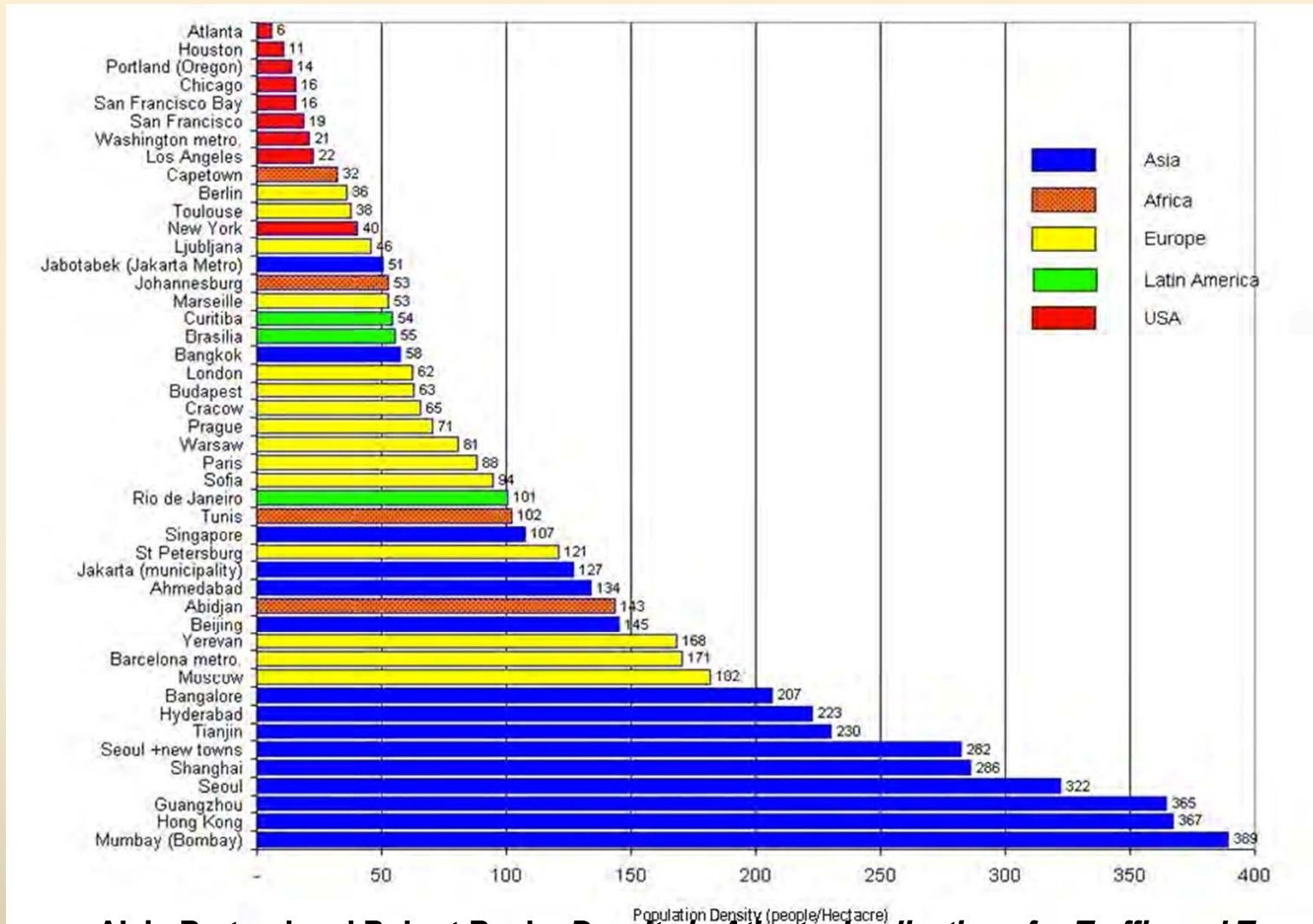
### EUROPE

Paris  
Warsaw  
Barcelona

### USA

New York  
Los Angeles  
Atlanta

# City Densities



Source: Alain Bertaud and Robert Poole, *Density in Atlanta: Implications for Traffic and Transit*

Atlanta has the lowest density of any city its size in the world.

# ARC “Projected Economic Benefits”

- Bad assumptions in = bad data out
  - Example: MARTA
- What were ARC key assumptions (on a per-project basis) regarding reductions in trip times and percent-ridership?
- They have refused to reveal
- They redefined “congestion relief” to mean a hypothetical standard rather than reduced commute times.

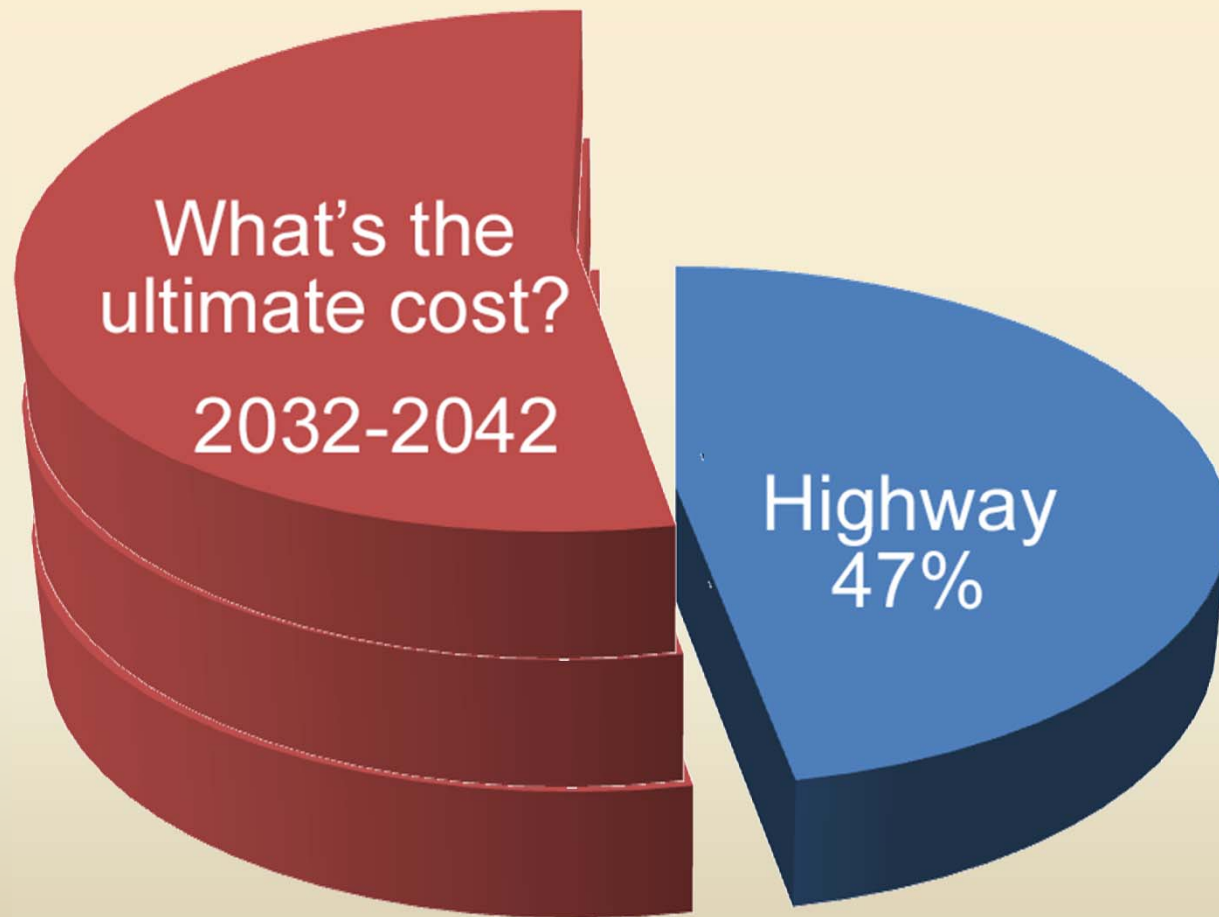
# Why does a business come here?

- Ease of travel (Airport)
- Great housing values
- Great suburban lifestyle

# Why does a business not come here?

- Dysfunctional government
  - State
  - County
  - City
- Dysfunctional schools
- Income tax

# Project Costs



Source: RTR, Final Project List, <http://www.atlantaregionalroundtable.com/>



# Only 10 Years?

## **TIA-AR-041, GRTA Xpress System**

**\$128m**

“This project **provides operations** and capital funding... for 10 years”

## **TIA-CL-006, Clayton County Bus Service**

**\$100m**

Funding will also be utilized to offset operation costs not covered by the farebox **for the next 10 years.**

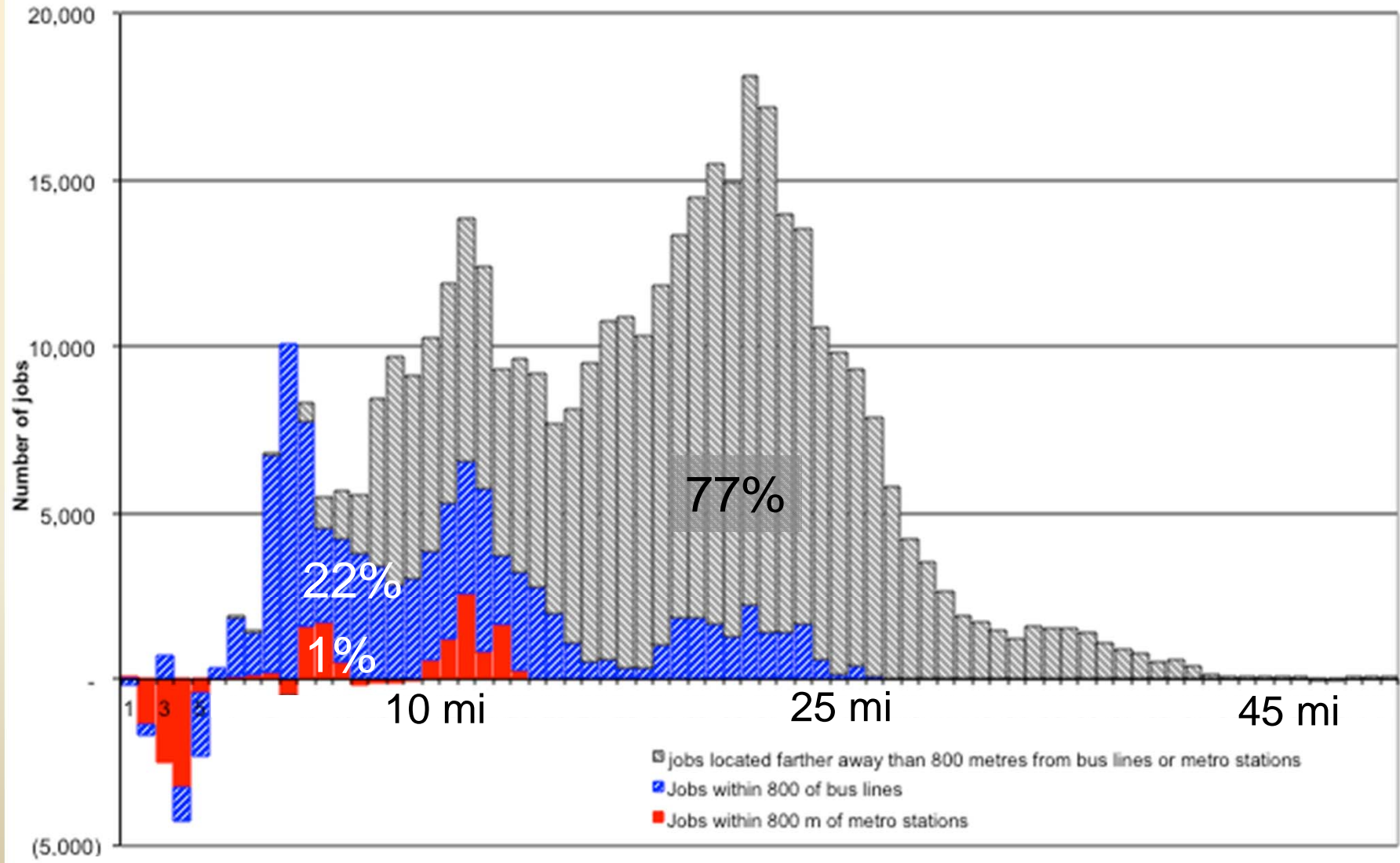
## **TIA-GW-031, I-85 N Transit Corridor bus**

**\$95m**

“... **corridor planning**, engineering, environmental review and assessment, and **possible initial right-of-way acquisition** and construction elements...”

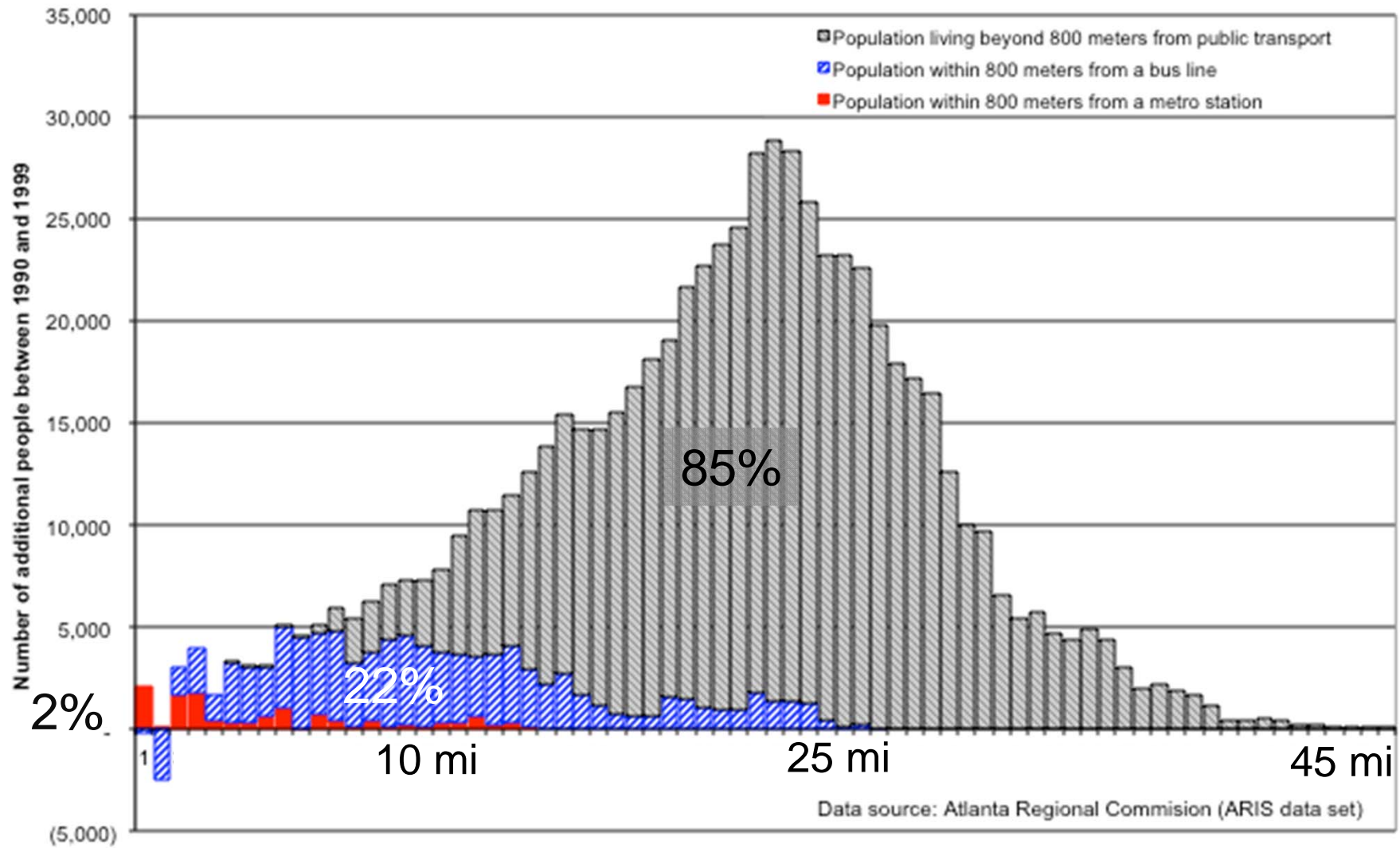
# Jobs

Atlanta - Spatial distribution of additional jobs between 1990 and 1998



# Where We Moved

Atlanta - Spatial Distribution of population increase between 1990 and 1999 by access to public transport



Data source: Atlanta Regional Commission (ARIS data set)

Distance from City Center

Data source: Atlanta Regional Commission (ARIS data set)

# Where Will We Grow?

From the ARC website:

“As with population, Fulton, Gwinnett, Cobb and DeKalb counties dominate the region’s employment today and will continue to do so. But the percentage of jobs in those counties will drop from 72 percent to 66 percent. Cherokee County will experience the highest percentage of job growth (166 percent), followed by Henry (141 percent), Barrow (133 percent) and Forsyth (124 percent) counties.

Does spending 52% of our future tax dollars on close-in transit reflect this pattern of growth?

# What Should We Be Doing?

From the Georgia Public Policy Foundation:

An Atlanta project list focused on mobility and congestion mitigation would include a network of upgraded expressways, managed arterials and enhanced Bus Rapid Transit (BRT) service.

# GPPF Study Recommendations: Highway Could be More Regional

- Poor arterial system, **expand arterials** to provide option to congested interstate network
- Limited grid network, build a grid to add redundancy where possible
- Limited expressway system, highways are wide but limited in number; add one or two targeted additions



# Use of SPLOST Funding

- Puts massive spending on autopilot with little budget oversight
- Contributes to the reputation as a “high tax” city
- Will probably PREVENT fixing our congestion problems

# What You Will Vote On

“Shall \_\_\_\_\_ County’s transportation system and the transportation network in this region and the state be improved by providing for a 1 percent special district transportation sales and use tax for the purpose of transportation projects and programs for a period of ten years?”

**Vote NO!**



# Plan B

- **Fix GDOT**
  - Elected Board
  - Transportation professionals in management
- **Set congestion relief as top priority**
  - Document projects with hard numbers made public
- **Innovate**
  - Smarter technologies
  - Flyovers and continuous-flow lanes
  - High-capacity entrances and exits